



aluminium **rooflight.**

Luxury, ultra-modern rooflights by Alunet Systems.



aluminium rooflight.

METICULOUSLY DESIGNED. LUXURY AS STANDARD.

MODERN DESIGN & SUPERIOR AESTHETIC APPEARANCE

Immerse yourself in the captivating luxurious world of 23, where the innovation of modern aluminium rooflights creates a realm where elegance meets functionality.

Our 23 Rooflights are crafted with meticulous precision, where attention to every single detail is paramount! The cutting-edge technologies, benefits and features when crafting 23 Rooflights mean that they will seamlessly integrate with any residential or commercial property, providing sleek and stunning aesthetics.

23 represents contemporary design, complemented by an extensive palette of colours and a diverse array of features, tailored to meet various aesthetic and functional preferences.



Made To Measure



Wide Range of Colours



PAS24 Security



Fast Installation



**10**  
**YEAR**  
GUARANTEE





aluminium rooflight.



## Effortless Elegance, Above & Beyond!

Our 23 Rooflight is the ultimate flat roof glazing solution for contemporary living. Combining minimalist design with maximum performance, it's a clean, modern and highly efficient way to transform residential interiors.

### Key features and benefits:

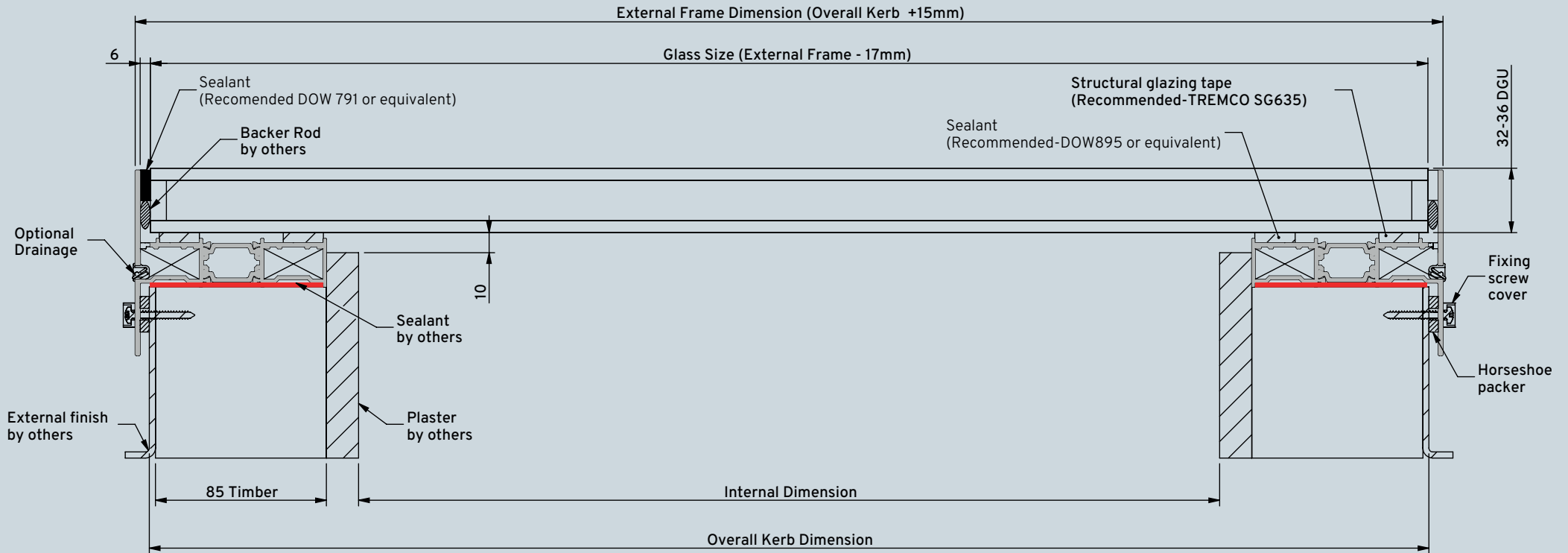
- Fully thermally broken aluminium frame dramatically reduces heat transfer
- Delivers outstanding U-values; 1.3 W/m<sup>2</sup>K double-glazed, 0.92 W/m<sup>2</sup>K triple-glazed
- Fast, efficient installation
- Self-cleaning, high-performance safety glass - less maintenance, longer clarity
- Slimline, low-profile aesthetics - frameless internal views for uninterrupted views of the sky
- Noise reducing
- Partially bonded top caps and concealed internal fixings - ensure a seamless, secure finish
- Integral drainage system - purpose-built to direct moisture safely away from the glass edge and frame
- Internal security fixings - secured from the inside for added security
- Bespoke sizing and design flexibility - made to measure up to a maximum glazing area of 2.5m
- RAL colour-matched frames - available in standard Matt Black, Anthracite Grey or White, any RAL colour on request
- Glass tint choices - available in neutral or blue tinted glass
- Future Homes Ready - ensuring longevity and compliance beyond 2025
- Optional ceramic border - enhances visual finish by concealing the internal frame with a premium black perimeter

This premium rooflight is designed with the fabricator and installer in mind, offering precision engineering, future-proof energy efficiency, and exceptional ease of installation, all with the unrivalled service and support you'd expect from the 23 team.

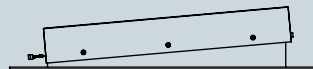




# Typical Fixed Flat Rooflight Installation Guide

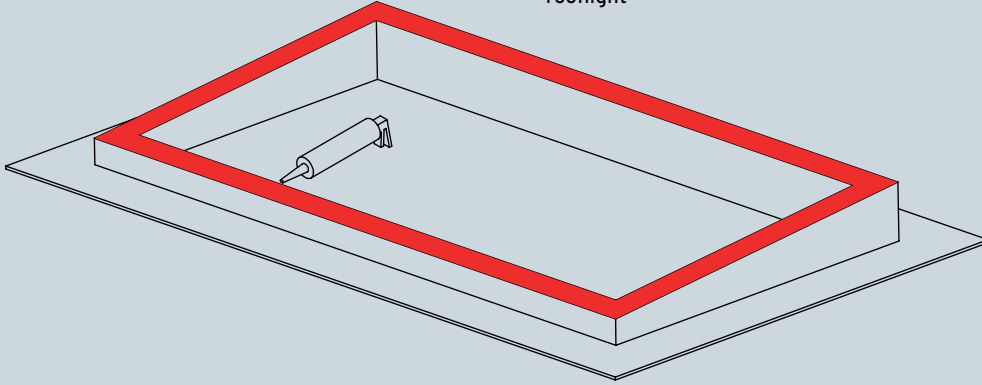


Minimum Pitch 5 °

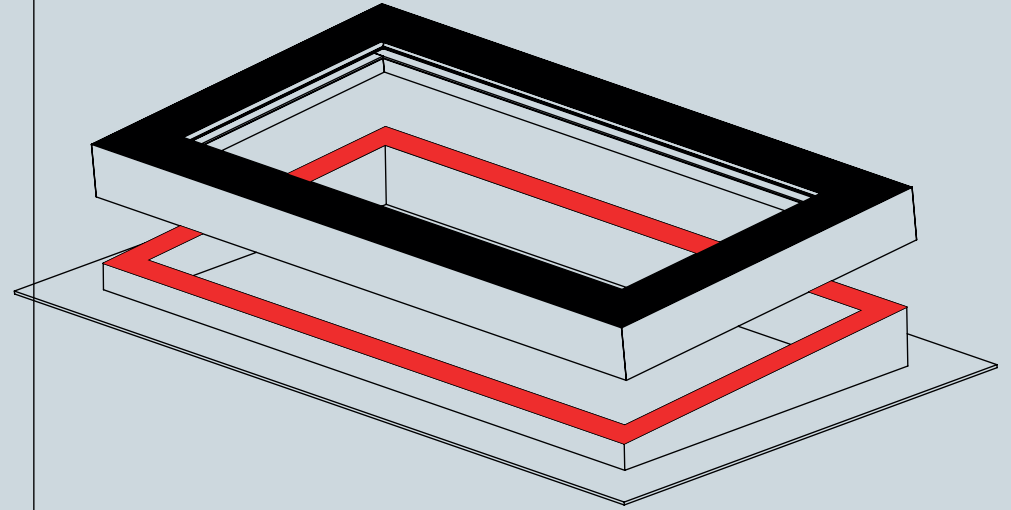


1. Apply thick bead of silicone all the way around the top of timber kerb/upstand.

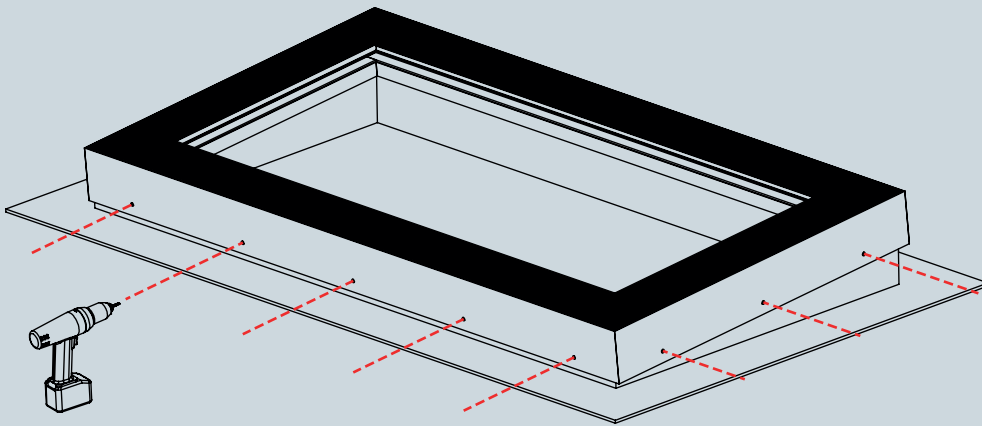
Timber upstand requires a minimum pitch of 5 ° to enable water to run off the rooflight



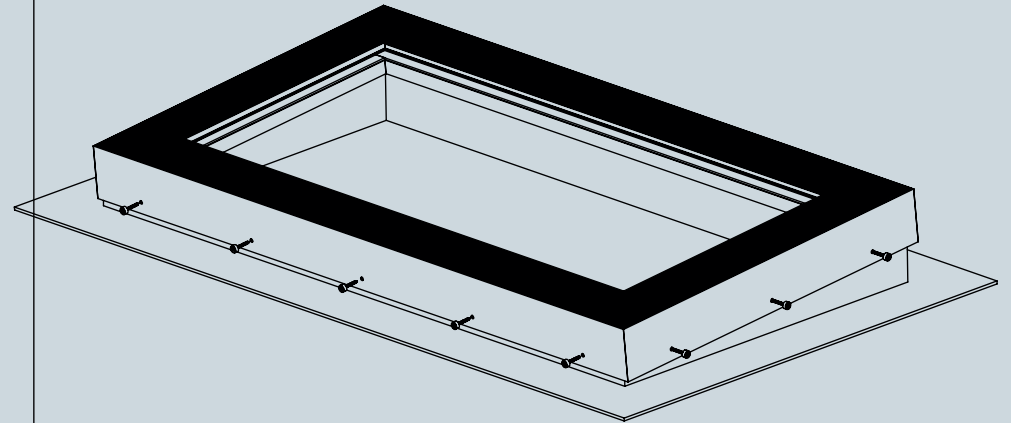
2. Position the rooflight over the kerb/upstand and lower into position.



3. Pre drill fixing holes through aluminium and timber kerb/upstand at 100mm from each corner, then at regular intervals.

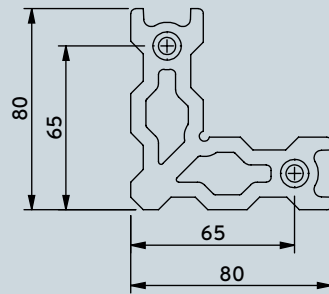


4. Use suitable fixing screws, with cover caps and horse shoe packers all the way around to secure frame in place.

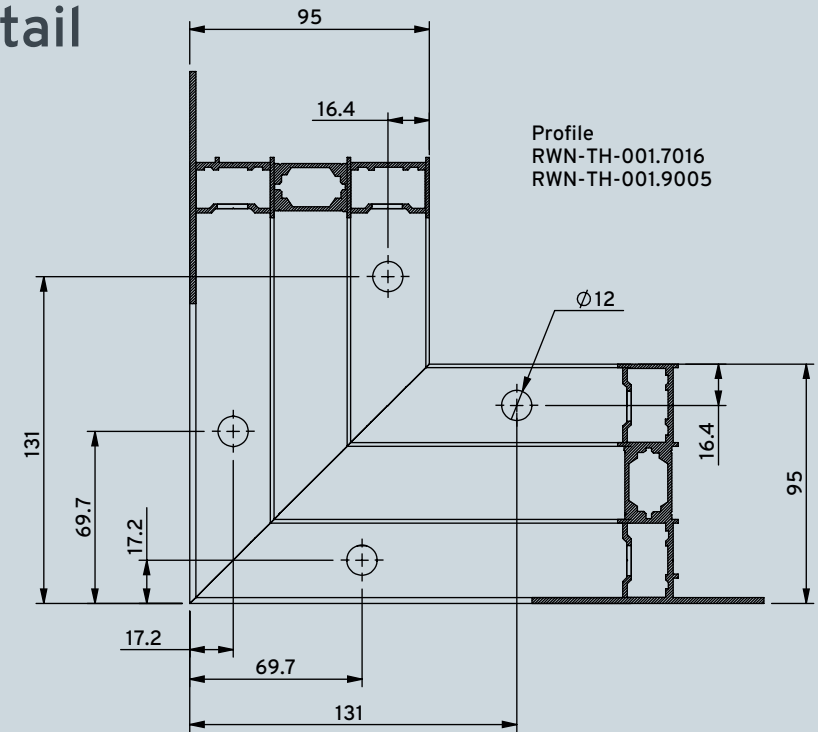
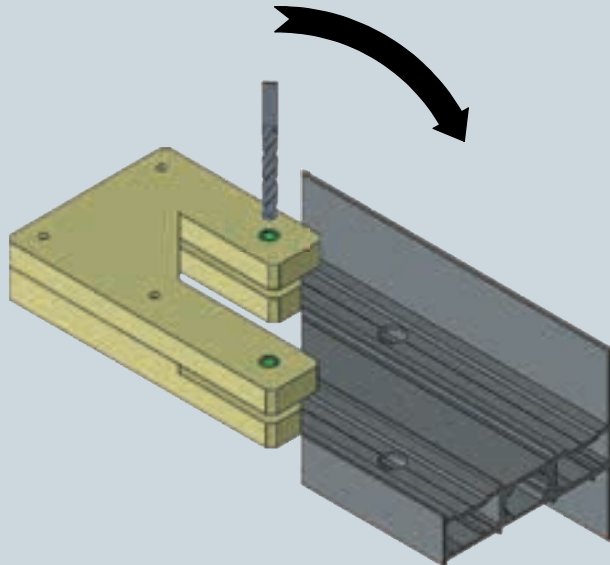


# Fabrication Detail

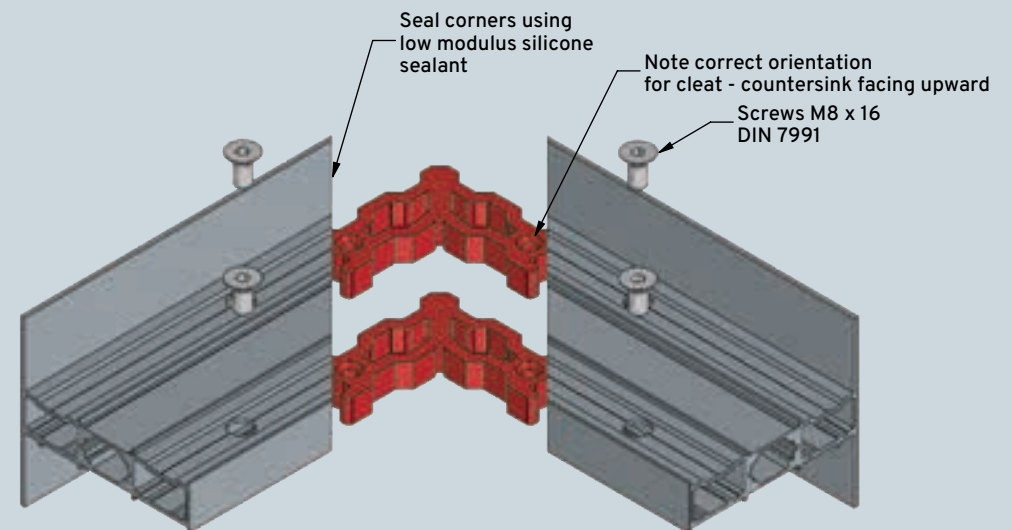
Cleat ALN-00001



Use ROOF.JIG.1 to prepare cut profiles  
5mm Pilot drill & enlarge using 12mm drill bit



Profile  
RWN-TH-001.7016  
RWN-TH-001.9005





# Optional Drainage Detail

Space drainage caps on outer face at 150mm from corners & approx 450mm centres

